



TripTix by R1

4.1.18 Release Notes

June 2020

Table of Contents

TripTix by R1	4
Windows ePCR	4
Quick Event Groups	4
Events Keyboard Shortcut Support	4
Table View Event Editing Improvements	4
PCR Transfer Workflow Improvements	5
Bluetooth Transfer	5
Send to User Transfer	6
Pickup Facility Improvements	6
Custom Configuration Not Values / Pertinent Negatives	7
Zoll Integration Enhancement – ETCO2 Monitor Snapshots	7
Two Crew Required on Transports	7
Bug Fixes	7
Web ePCR	8
Pickup Facility Improvements	8
Two Crew Required on Transports	8
Bug Fixes	8
Clinical Data eXchange	8
Quick Event Group Configuration	8
QA Form Management Improvements	9
Custom Configuration Not Values / Pertinent Negatives	9
Owner Comment on Reviewed PCR Notifications	9
Department Document Management Improvement	10
Recent Records: Page Load Speed	10
Open Run Summaries in New Tab	10
Open PCR Owner Profiles in New Tab	10
Inactive PCR Owner Links	10
Facility Pickup Location Type	10
Facility Picklist Availability	10

TripTix Windows ePCR Transfer System Settings	10
Notifications to Department Supervisors	10
Beta - Automated CQI Enhancement.....	11
Bug Fixes	11



TripTix by R1

Windows ePCR

Quick Event Groups

Quick Events have been enhanced to allow unlimited groups of quick event buttons to be enabled and configured by your department. From the events page: choose a group from the picklist and then select from the events, procedures, and medications to complete the events section faster than ever before.

Events Keyboard Shortcut Support

Hotkeys have been added to TripTix Windows to allow quicker entry of events into the PCR and to switch in and out of Table View editing mode when viewing events. Keyboard shortcuts work from any page in the PCR to allow for easy entry of new events for keyboard users.

Press	To Do This
ALT + A	Create a new Advanced Airway Event
ALT + E	Create a new Assessment Event
ALT + V	Create a new Vitals Event
ALT + P	Create a new Procedure Event
ALT + M	Create a new Medication Event
ALT + N	Create a new Event
ALT + X	Switch to the Events Page Switch between Edit/View Table View Editing Modes

Table View Event Editing Improvements

Table View editing has had major speed improvements and visual tweaking to make it faster and more user friendly. Table View Editing allows for providers to see the timeline of the call while also editing event details in a side by side view. If your department does not already use Table View Editing, R1 strongly advocates for enabling this setting to provide the best PCR documentation experience to field providers. This setting is available to department administrators in [CDX > Administration > System Settings > Other > TripTix Windows > Table View Editing](#). This will become the default method of event editing for all departments in TripTix Windows later this year.

Date / Time	Event	Menu
06/13/2020 12:01	PSAP	
06/13/2020 12:05	Dispatched	
06/13/2020 12:07	Enroute	
06/13/2020 12:09	On Location	
06/13/2020 12:13	Patient Contact	
06/13/2020 20:53	Assessment Initial	
06/13/2020 20:57	Oxygen	

Event Timeline

20:57

+

EMT-Paramedic

Comments

Event Details

EVENT DETAILS

Medication

Oxygen

Pertinent Negative

Dosage

6

Liters Per Minute (LPM)

Route

Nasal Cannula

Response

Improved

Complications

None

AUTHORIZATION

PCR Transfer Workflow Improvements

Two additional transfer options were added to enable PCR transfer between units, devices, and personnel. The transfer options enabled for your department in CDX are shown side by side to allow the provider to select the best option at the time of transfer.

TRANSFER VIA

A Transfer PIN allows you to send a PCR to another user or device that can receive it with the PIN. If the unit you are transmitting to isn't here now, and you don't know who the author will be, this is the best option.

Transfer PIN

Bluetooth Transfer allows you to send a PCR wirelessly to another device that is nearby to this device. If you are transmitting to another unit that is with you now, this is the best option.

Bluetooth Transmit

Send to User allows you to send a PCR over the Internet to another user. If you do not know the unit you want to transfer to, but do know who you transferred the patient to, this is the best option.

Send To User

Bluetooth Transfer

Bluetooth Transfer functionality has been added to allow providers in the field to transfer PCRs between devices. This is especially useful to allow for normal operations in times of cellular outages or in rural areas where the other server assisted transfer options are not available.

BLUETOOTH DEVICES

Choose the device you want to transmit to:

Paired Devices

T6DKSA03357 (44:85:00:3A:71:C1)

T7IKKA51264 (90:61:AE:A1:8E:6F)

T7IKKA51337 (90:61:AE:A1:8F:B9)

Near By Devices

Transmit

Unpair Device

Send to User Transfer

Send to User Transfer functionality has been added to allow a user to send a PCR to another provider in the department. This option allows providers to transfer a PCR to a specific provider of their choice and is especially useful for transferring a PCR to another provider to complete who was at the same scene (Supervisors, tiered response systems, etc.)

SEND TO ANOTHER USER

Send To:

Smith, Joe (EMT-P, 123451651)

When Clicking send the PCR will be sent to the server, and will be available as an incomplete PCR for the above user.

Cancel

SEND

Pickup Facility Improvements

Pickup Location Type will now be filled automatically for Pickup Locations defined in CDX so the user will not have to select them manually. CDX settings for facilities now allow for the facilities to be designated as a “Pickup”, “Destination”, or “Both” type and TripTix Windows will only show facilities in each list based on the settings in CDX. This improves the field providers experience by limiting the pickup and destination picklists based on the department’s configuration.

Picklist Availability: Both Pickup and Destination

Destination Type: Hospital-Emergency Department

Pickup Type: Hospital - Patient room

Location Type: Hospital - Patient room

Pickup Location: H-Hospital

Custom Configuration Not Values / Pertinent Negatives

Enhancements to Custom Configuration fields were made to allow for the recording of Not Values and/or Pertinent Negatives for more data types. This allows for additional detailed data collection for custom configuration elements at the National, State, and Department levels.

NOT VALUES

filter...

None Reported

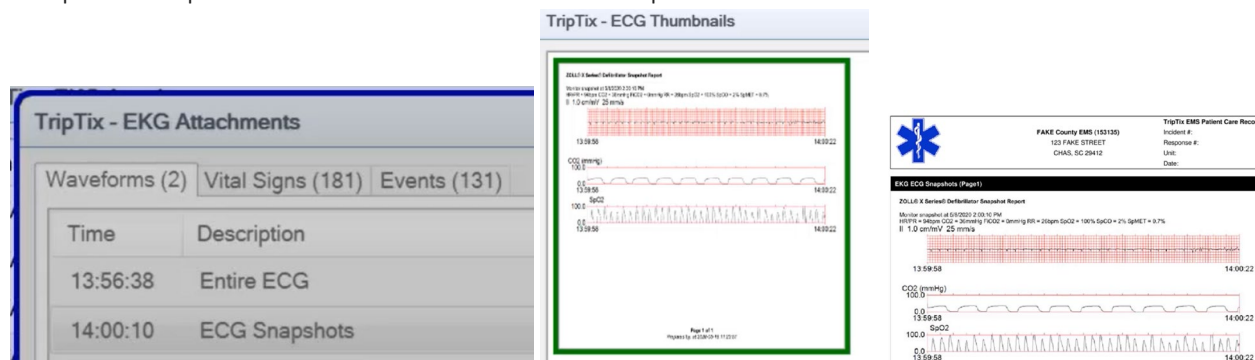
Refused

Wireless Phone for 911 Text Alerts

Refused

Zoll Integration Enhancement – ETCO2 Monitor Snapshots

Zoll Monitors that support monitor snapshots have been enabled for import of waveform end tidal CO2 data and can be attached to TripTix PCRs to provide a visual ETCO2 waveform on faxed and printed PCRs.



Two Crew Required on Transports

A global business rule has been added to require 2 crew on all transports. Many states already have a requirement like this; however, the requirement has been added for all departments to improve documentation quality and revenue potential of transport PCRs.

Bug Fixes

Various bug fixes including allowing for automatic handling of PCRs that do not complete upload successfully, visual enhancements, speed improvements, and other user experience enhancements were included in this release.

Pickup Facility Improvements

Pickup Location Type will now be filled automatically for Pickup Locations defined in CDX so the user will not have to select them manually. CDX settings for facilities now allow for the facilities to be designated as a “Pickup”, “Destination”, or “Both” type and TripTix Web will only show facilities in each list based on the settings in CDX. This improves the field providers experience by limiting the pickup and destination picklists based on the department’s configuration.

Picklist Availability:	Both Pickup and Destination	Location Type	Hospital - Patient room
Destination Type:	Hospital-Emergency Department	Pickup Location	H-Hospital
Pickup Type:	Hospital - Patient room ▼		

Custom Configuration Not Values / Pertinent Negatives

Enhancements to Custom Configuration fields were made to allow for the recording of Not Values and/or Pertinent Negatives for more data types. This allows for additional detailed data collection for custom configuration elements at the National, State, and Department levels.

Wireless Phone for 911 Text Alerts	<input type="text"/>	
Wireless Phone for 911 Text Alerts	<div> <div>Select...</div> <div>Select...</div> <div>None Reported</div> <div>Refused</div> </div>	

Two Crew Required on Transports

A global business rule has been added to require 2 crew on all transports. Many states already have a requirement like this; however, the requirement has been added for all departments to improve documentation quality and revenue potential of transport PCRs.

Bug Fixes

Various minor bug fixes and enhancements were included in this release.

Clinical Data eXchange

Quick Event Group Configuration

Quick Events have been enhanced to allow unlimited groups of quick event buttons to be enabled and configured by your department. You can add as many groups as you would like and base them on protocols, call types, time events, etc. to match the quick events to your department’s needs. Quick Events will be added to TripTix Web ePCR later this year. You can configure your department quick events in [CDX > Administration > Clinical Settings > Quick Events](#).

Group: Airway ▼
⚙️ Actions ▼

Assessment	Oxygen	BVM Ventilations (via Mask)	CPAP
Vitals	Blood Glucose	BVM Ventilations (via Tube)	Oral Airway
Procedure	Medication	Airway Opened	Nasal Airway Insertion

+

 Create

★

 Set As Default

✎

 Edit

📄

 Copy

✖

 Delete

👤

QA Form Management Improvements

Improvements have been added to [CDX > Administration > QA > Forms](#). The publish column more clearly indicates which form is currently published for each type. The actions menu allows for QA forms to be published, unpublished, edited, deleted, and copied for re-use and versioning so you won't have to spend time re-creating a copy of a form for re-use or to modify slightly. Forms can additionally be copied from one type to another with this change (Supervisor to Custom, Supervisor to QA, etc.).

▼ QA Review (2)					
CDX QA Review	Global qa review fo...	Global	03/20/2019 11:28...	Published	Actions
QA Review v1.1	QA	Department	04/06/2020 15:33...	Visible to Run O...	Actions
▼ Peer Review (2)					
CDX Peer Review ...	Global peer review...	Global	03/20/2019 11:28...		Publish Edit Copy Delete
Referral Form111a...	Form for Referral	Department	03/24/2020 10:05...	Published Visible to Run O...	

Custom Configuration Not Values / Pertinent Negatives

Enhancements to Custom Configuration fields were made to allow for the setting of Not Values and/or Pertinent Negatives for more data types. This allows for additional detailed data collection for custom configuration elements at the National, State, and Department levels. Custom Configurations can be configured from [CDX > Administration > Picklists > Custom Configurations](#).

Edit Custom Configuration

Title *

Wireless Phone for 911 Text Alerts

Revision

2

Custom Element ID *

911_wireless

Check availability

Definition *

911 Alerting Phone Number

Usage *

Optional

Field Type

Integer/Number

Not Values/Pertinent Negatives

Refused

8801019

None Reported

8801015

Add to Group

(none)

Cancel

Save

Owner Comment on Reviewed PCR Notifications

A new email notification type has been added to allow reviewers and/or a specific group to be notified when a PCR Owner comments on a reviewed PCR. This will allow any reviewers to be notified immediately via email when a provider comments on a reviewed PCR, even when a correction, addendum, or other feedback was not requested. This notification is enabled by default and can be configured in [CDX > Notifications > Automated > Email > Owner Comments on Reviewed Run](#).

Owner Comments on Reviewed Run Configuration

Details

Status

☒ Active
☐ Inactive

Send Notification To

Author of Review Form

☒ Yes
☐ No

Email Notification Participants

+ Add Email Participants

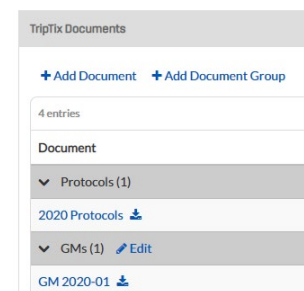
From: no-reply-triptix-admin@r1rcm.com <no-reply-triptix-admin@r1rcm.com>
Subject: 2020154522 - Owner Comment on Reviewed PCR

Joe Smith added a comment to previously reviewed PCR 2020154522 at 05/27/2020 15:44

To view the discussion follow this link: <https://triptix.intermedix.com/TripTixCDX/runrecor>

Department Document Management Improvement

The ability to download current documents from CDX has been added to the [CDX > Administration > System Settings > Documents](#) area to allow for review of current versions of documents that are active at any time.



Recent Records: Page Load Speed

The [CDX > Run Records > Recent Records](#) page load speed has been significantly improved.

Open Run Summaries in New Tab

Run Summary links now open in a new tab by default to allow you to easily return to search results after reviewing the run summary.

Open PCR Owner Profiles in New Tab

PCR Owner links now open in a new tab by default to allow you to easily return to search results after viewing the user profile.

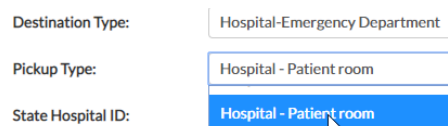
Inactive PCR Owner Links

Inactive PCR Owners now show as text rather than a link in search results to differentiate when a user is no longer active in TripTix.



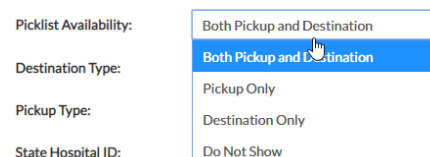
Facility Pickup Location Type

Pickup Location Type can now be set per Facility in [CDX > Administration > View Demographics > Facilities](#) and will be defaulted in the Run Record when the facility is selected as a Pickup Location.



Facility Picklist Availability

Picklist Availability can now be set per Facility in [CDX > Administration > View Demographics > Facilities](#) and facilities will only be included in the appropriate list in the Run Record based on this setting for each facility.



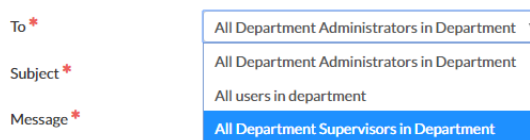
TripTix Windows ePCR Transfer System Settings

System settings have been added to [CDX > Administration > System Settings > Other > TripTix Windows](#) to enable PCR transfer between units, devices, and personnel in multiple ways while allowing the department flexibility to enable only the transfer types they would like. The transfer options enabled for your department in CDX are shown side by side in TripTix Windows to allow the provider to select the best option at the time of transfer.



Notifications to Department Supervisors

A new group for department supervisors has been added to [CDX > Notifications > Standard](#) to allow notifications to be sent only to department supervisors.



Beta - Automated CQI Enhancement

A system setting has been added to [CDX > Administration > System Settings > Other > TripTix CQI](#) to turn CQI reports on and off for viewing by the Owner. This allows for Automated CQI to be used without notifying the PCR Owner of the results while this feature is being beta tested by departments.

▼ TripTix CQI

Automated CQI ⓘ

On
Off

Show CQI Reports to PCR Owner ⓘ

On
Off

Bug Fixes

Various minor bug fixes and enhancements were included in this release.