



# TripTix®

4.1.19 Release Notes

November 2020

# Table of Contents

- TripTix .....3**
- Windows ePCR..... 3
- Assessment Events Improvement..... 3
- Scene Enhancements..... 3
- Quick Event Details ..... 3
- Quick Event Group Protocol Linking ..... 3
- Signature Document Improvements ..... 3
- Web ePCR ..... 4
- Assessment Events Improvement..... 4
- Scene Enhancements ..... 4
- Quick Event Details ..... 4
- Quick Event Protocol Linking ..... 4
- Modal Responsiveness Enhancements..... 5
- Clinical Data eXchange..... 5
- User Profile Improvements..... 5
- User Profile Demographics Enhancements ..... 5
- User Profile Activity QA Enhancements..... 6
- Quick Events Drag to Reorder..... 6
- Set Quick Events Details ..... 6
- Quick Event Group Protocol Linking ..... 6
- External Submissions Demographic Support..... 7



## Windows ePCR

### Assessment Events Improvement

Assessment Events have been moved to the events area to simplify documentation of physical assessments and to remove complexity. This change improves the speed of the application by simplifying the way assessment data is stored and used. In TripTix Windows Assessment Events can be added by clicking **New Event** at the top of any page, by pressing **ALT+E** from anywhere in the PCR, or by using a quick event button on the Events page.

### Scene Enhancements

The scene page has been simplified to allow for a single workflow regardless of the scene location type. Users can select a known facility/location, import CAD data, or enter details manually with the improved scene page. The tabs have been removed and users can simply enter whichever relevant details they would like regardless of the scene type.

### Quick Event Details

Quick Events have been enhanced to allow detailed data to be associated to each event type. This allows your department administrator to customize quick event groups by protocol, age group, call type, or in any other way. Once configured, Quick Events allow accurate and detailed entry of provider interventions with a single click.

Medication	Performed by Medic, James (EMT-P, 12345) EMT-Paramedic. 2.5 Milligrams (mg) Albuterol administered via Inhalation per Protocol (Standing Order) Dr. Smith. The patient's condition was Improved. Complications: None.
------------	---

### Quick Event Group Protocol Linking

Quick Events have been enhanced to allow groups to be associated with a Protocol. When an event is added from a quick event group, the protocol associated will automatically be added to the PCR. This simplifies documentation and improves protocol use documentation in TripTix.

Protocol was added: General-Universal Patient Care/ Initial Patient Contact/General added to PCR.

### Signature Document Improvements

The data associated with signatures has been enhanced to allow greater flexibility for departments to require signatures. This also enhances the detail of data captured with each signature and allows for detailed signature data to be exported with each record.

## Web ePCR

### Assessment Events Improvement

Assessment Events have been moved to the events area to simplify documentation of physical assessments and to remove complexity. This change improves the speed of the application by simplifying the way assessment data is stored and used. In TripTix Web Assessment Events can be added by clicking **+Add Event** or by using a Quick Event button in the events area.

### Scene Enhancements

The scene area has been simplified to allow for a single workflow regardless of the scene location type. Users can select a known facility/location, import CAD data, or enter details manually with the improved scene page. The tabs have been removed and users can simply enter whichever relevant details they would like regardless of the scene type.

Pick Up / Incident Location

Facility  Location Name

Location Type\*

Pickup Department/Unit

Referring Physician

Address

Number  Street  Mile Post/Roadway

Apt.  Cross Street  Zip Code\*

City  State  Country

County  Municipality  Census Tract

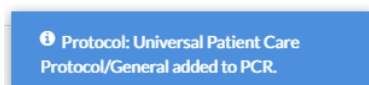
### Quick Event Details

Quick Events have been enhanced to allow detailed data to be associated to each event type. This allows your department administrator to customize quick event groups by protocol, age group, call type, or in any other way. Once configured, Quick Events allow accurate and detailed entry of provider interventions with a single click.

Event	Description
Albuterol Sulfate	2.5 Milligrams (mg) Albuterol Sulfate administered via Inhalation per Protocol (Standing Order) Dr. Smith. The patient's condition was Unchanged. <b>Complications: None.</b>

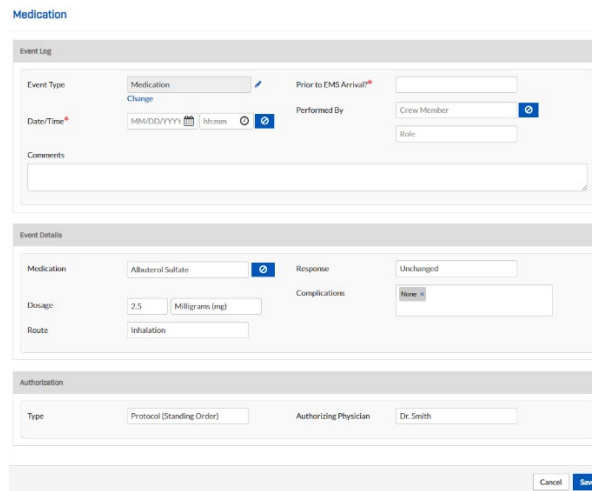
### Quick Event Protocol Linking

Quick Events have been enhanced to allow groups to be associated with a Protocol. When an event is added from a quick event group, the protocol associated will automatically be added to the PCR. This simplifies documentation and improves protocol use documentation in TripTix.



## Modal Responsiveness Enhancements

Modals in TripTix Web have been enhanced to allow for more event details to be shown on larger screens. This reduces scrolling and allows for easier entry of event details.



The screenshot shows a 'Medication' modal window with the following sections:

- Event Log:** Includes 'Event Type' (Medication), 'Change' button, 'Prior to EMS Arrival?' checkbox, 'Date/Time' (MM/DD/YYYY), 'Performed By' (Crew Member), and 'Comments' text area.
- Event Details:** Includes 'Medication' (Albuterol Sulfate), 'Response' (Unchanged), 'Dosage' (2.5 Milligrams (mg)), 'Route' (Inhalation), and 'Complications' (None).
- Authorization:** Includes 'Type' (Protocol (Standing Order)) and 'Authorizing Physician' (Dr. Smith).

Buttons for 'Cancel' and 'Save' are located at the bottom right.

## Clinical Data eXchange

### User Profile Improvements

The user profile in CDX has been improved to allow for improved synchronization of medic details to billing. This change also includes easier entry of new users, simplifies adding primary certification details, and allows for easy access to demographic data for each user.



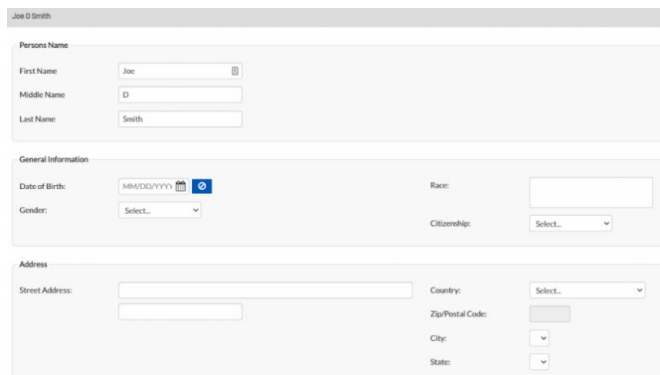
The screenshot shows the 'Primary Certification' form with the following fields:

- Certification Level:** EMT-Paramedic (dropdown menu)
- Certification Number:** P505729 (text input)
- Certification Date:** 11/11/2017 (calendar icon)
- Certification Expiration Date:** 03/31/2022 (calendar icon)

An 'Edit Demographic Details' link is located to the right of the Certification Level dropdown.

### User Profile Demographics Enhancements

The user profile in CDX has been improved to allow for demographic details to be entered directly in the page. Clicking **Edit Demographic Details** on a TripTix user profile will load the demographics for that user for easy review or editing.

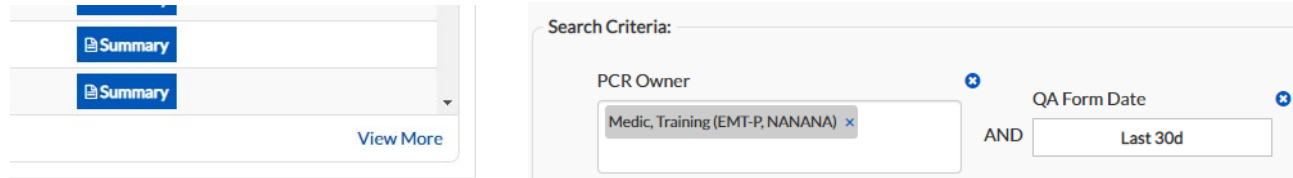


The screenshot shows the 'Joe D Smith' user profile demographics form with the following sections:

- Persons Name:** First Name (Joe), Middle Name (D), Last Name (Smith).
- General Information:** Date of Birth (MM/DD/YYYY), Gender (Select...), Race, and Citizenship (Select...).
- Address:** Street Address, Country (Select...), Zip/Postal Code, City, and State (dropdown menus).

## User Profile Activity QA Enhancements

The user profile activity tab in CDX has been improved to allow for simplified searching of recently QA'd records. The QA Feedback area now has a **View More** link that will load a recent records search for the last 30 days of QA'd records automatically, making it easy to drill down into the users QA history.



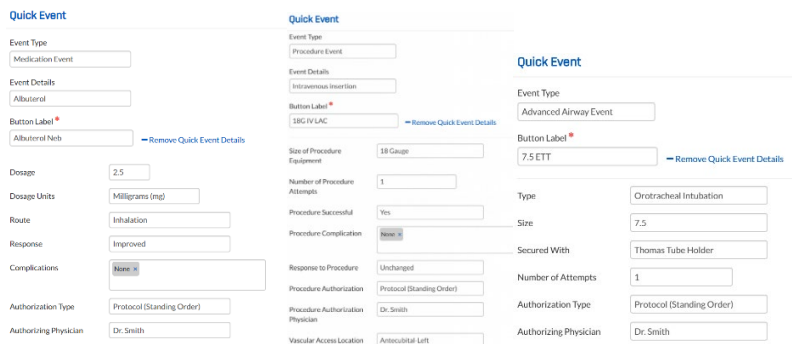
## Quick Events Drag to Reorder

Quick Events Configuration now allows for events to be moved by drag and drop inside of the event group. This makes it easier than ever to configure and customize event groups for your department.



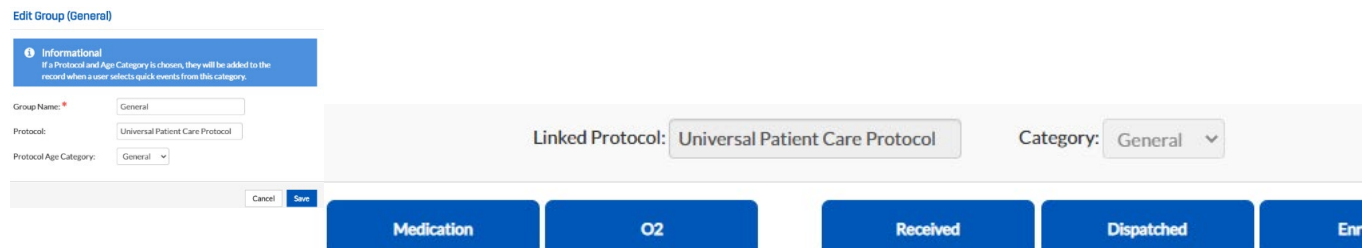
## Set Quick Events Details

Quick Events have been enhanced to allow detailed data to be associated to each event. This allows your department to customize each quick event in a group by protocol, age group, call type, or other preference. This allows providers in the field to add accurate and detailed interventions based on your department protocols and standards with a single click.



## Quick Event Group Protocol Linking

Quick Events have been enhanced to allow groups to be associated with a Protocol. When an event is added from a quick event group, the protocol associated will automatically be added to the PCR. This simplifies documentation and improves protocol use documentation in TripTix. Click **Actions > Edit** to set a protocol link for an existing quick event group.



## External Submissions Demographic Support

Enhancements were made to the external webservices exporter to allow the automated sending of department demographic data in addition to patient care records.