

## Product Announcement

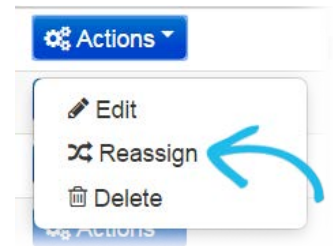
### Version 4.1.6

This announcement describes changes made to the TripTix Windows and CDX platforms for the 4.1.6 release. More information on these changes is available through the [Client Hub](#) or by contacting your Client Relations Manager.

## Administration

### New Reassign Run Record Capability

A new **Reassign** option grants department administrators who have the Department Manager role the ability to assign a run record to another crew member listed in the record. This capability applies to *incomplete* run records and can be useful when the crew member who originated the report did not end up being the primary caregiver.

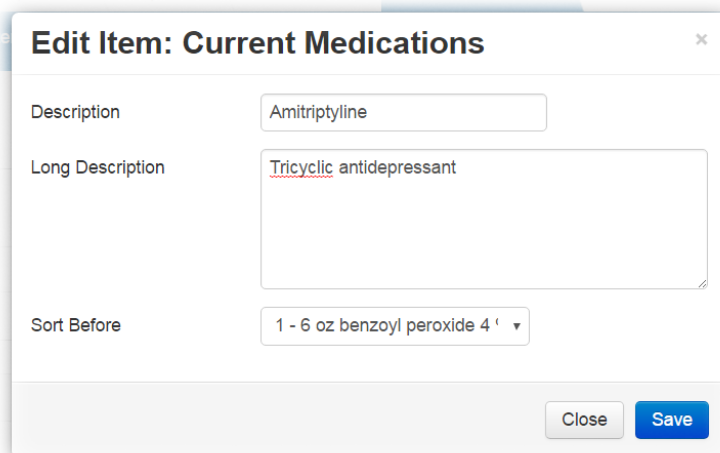


The reassignment of a run record is recorded in the Log Viewer so system administrators can monitor all actions taken in regard to run records.

### Enabled Customization and Sorting of Pick List Items

As was seen in some pick lists, administrators can now customize the label for any pick list item. With this freedom, administrators can tailor language within the PCR to better reflect the language or terminology used within their department.

Additionally, administrators can sort items in a pick list, making the most commonly used options appear at the beginning of the list. Sorting of items can occur at the department, state, and global levels. The sorting order is maintained when users type in the **Search** field.

A screenshot of a dialog box titled 'Edit Item: Current Medications'. It has three input fields: 'Description' with the text 'Amitriptyline', 'Long Description' with the text 'Tricyclic antidepressant', and 'Sort Before' with a dropdown menu showing '1 - 6 oz benzoyl peroxide 4'. At the bottom right are 'Close' and 'Save' buttons.

## Updated System Settings

To continue granting administrators more control over their TripTix and CDX solutions, the 4.1.6 release includes several system settings enhancements. Go to **System Settings: Other** to see the following updates.

### Differentiated Faxing and PDF Options

The 4.1.6 release has further enhanced the *System Settings* section by differentiating between **TripTix Faxing** and **TripTix PDF** options. Specifically, administrators can indicate which signature documents and attachments to include on unreviewed or finalized faxes. In a separate section, they can also indicate which of these documents and attachments to include on the unreviewed and finalized PDF versions of the PCR.

76 entries

Feature	
> TripTix CAD	
> TripTix Faxing	
▼ TripTix PDF	
Include Signature Documents on Unreviewed PDF	<input checked="" type="checkbox"/> On <input type="checkbox"/> Off
Include Signature Documents on Finalized PDF	<input checked="" type="checkbox"/> On <input type="checkbox"/> Off
Include EKG Attachments on Unreviewed PDF	<input checked="" type="checkbox"/> On <input type="checkbox"/> Off
Include EKG Attachments on Finalized PDF	<input checked="" type="checkbox"/> On <input type="checkbox"/> Off

### New Settings

**Auto-Fill ALS Assessment PIN** – If **On**, the PIN is no longer requested when users go to the *Assessment* section of a run record and select **Yes** for **ALS Assessment Performed and Warranted**. By default, this setting is **Off**.

Automatically attempt to obtain Incident Census Tract ?	<input type="checkbox"/> On <input checked="" type="checkbox"/> Off
Auto-Fill EMS Work Related Exposure Grid ?	<input checked="" type="checkbox"/> On <input type="checkbox"/> Off
Auto-Fill ALS Assessment PIN	<input type="checkbox"/> On <input checked="" type="checkbox"/> Off

**Manual Fax Includes EKG Attachments by Default** – If **On**, EKG attachments that come from your department's cardiac monitor are automatically included in the run record when users attempt to manually fax a report to a receiving facility.

▼ TripTix Faxing	
Fax finalized patient care record	<input type="checkbox"/> On <input checked="" type="checkbox"/> Off
Manual Faxing Number	<input checked="" type="checkbox"/> On <input type="checkbox"/> Off
Manual Faxing	<input checked="" type="checkbox"/> On <input type="checkbox"/> Off
Manual Fax Includes EKG Attachments by Default	<input checked="" type="checkbox"/> On <input type="checkbox"/> Off

## Offered Further Control Over Automatic Faxes

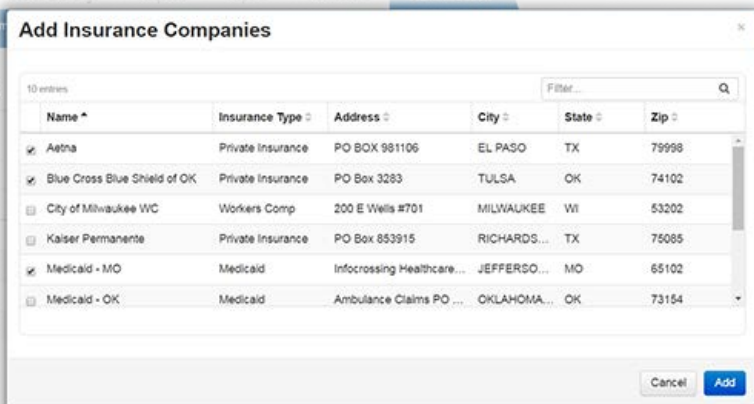
With the new ability to control the automatic sending of unreviewed or finalized faxes comes the option to disable automatic faxes on a facility-by-facility basis.

If you enabled automatic faxing for unreviewed and finalized faxes under the **System Settings** tab, you can still disable automatic faxing for individual hospitals if those facilities are not to receive these fax types by default.



## Added a Customizable Insurance Companies Pick List

A new **Insurance Companies** pick list, accessed by going to **Administration: Pick Lists**, shows a list of current insurance companies your department uses. You can update this list, configuring which companies appear as options for users to select when completing a run.

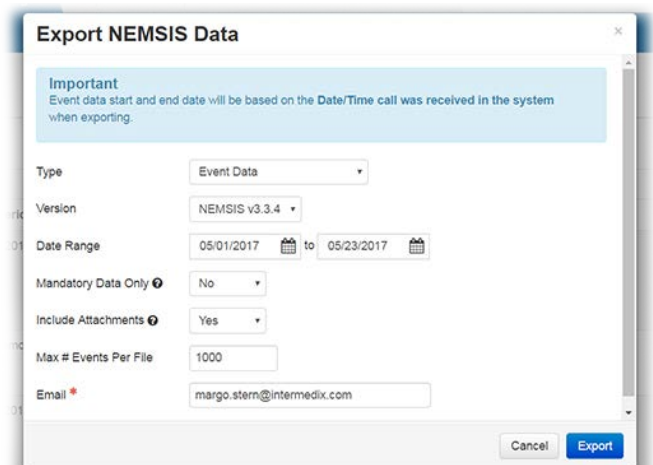


## Expanded Filters for NEMSIS Data Exports

When exporting NEMSIS data from CDX, you can further specify what is exported.

You can set a date range for the export, indicate whether only mandatory data should be exported, and choose whether attachments are included.

Furthermore, you can set how many events are exported per file. All of these parameters help limit the data returned.



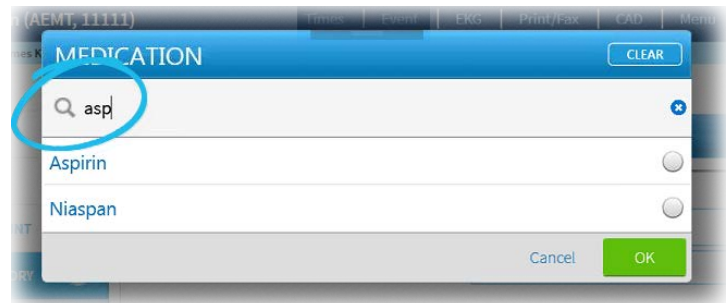
## Enhanced Process for Adding Documents

When uploading a document, the document is automatically saved upon upload. Further, as soon as you edit or delete a document, the action occurs immediately and helps prevent any issues that could occur by waiting to save all actions at once.

## Run Record

### Advanced Keyboard Support

For those using a keyboard to complete the record in TripTix Windows, support has been added so that users can begin typing in a field without opening the pick list and subsequently have the list of available options narrowed down by the letters typed.



For example, begin typing **Aspirin** in the **Medications** field and the list will only show responses that contain the letters typed.

### Streamlined DOB Entry and Population

If the **Actual** check box associated with a patient's date of birth is deselected, the date entry fields are disabled and do not populate. Instead, responders simply must enter an estimated age for the **Age** and **Units** fields.



### Improved Quick Times in Web

The functionality of the *Quick Times* window in TripTix Web now mirrors the functionality of this same feature in TripTix Windows.

